



NEXUS


Integration of **purification** and **analysis** in a single platform

1

ISOLATION AND PURIFICATION PHASE

The system performs the magnetic isolation of pure disease-related EVs from other EVs and plasma particles.

Thanks to specific tags, disease-specific EVs are labeled allowing for magnetic beads mediated separation.



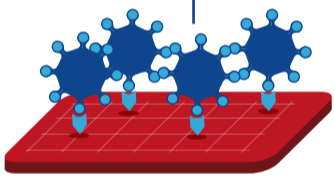
Non related EVs, excess plasma and waste are expelled.



2

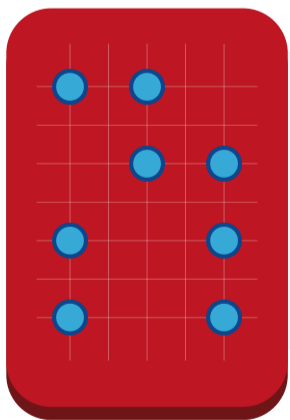
ANALYSIS PHASE

Detection of EVs' protein profiles



Separated EVs are released from beads and recaptured on the surface of Nexus' microchip and then analyzed...

OUTPUT



...leading to a multiparameter analysis of vesicle size, number and type

ADVANTAGES:



Unprecedented specificity and sensitivity in the analysis of EVs protein markers



Minimal sample processing with in-line sample purification and analysis



Fully automated: more robust process, less hands-on and turnaround time



Clinically validated for prostate cancer stratification and prognosis

Faster and more accurate liquid biopsy diagnosis



FOR THE PATIENT:

- less invasive procedures
- earlier and more accurate diagnosis
- real-time monitoring
- high precision and effective therapies

Follow Nexus on _____



www.nexus-horizon.eu

Partners _____



The Nexus Project was funded by the EU Commission in the framework of the Horizon Europe – EIC Transition Open programme. Grant agreement 101058200.